

LM₄XA-CNC-100×2200×3000

铝门窗数控四头组角生产线

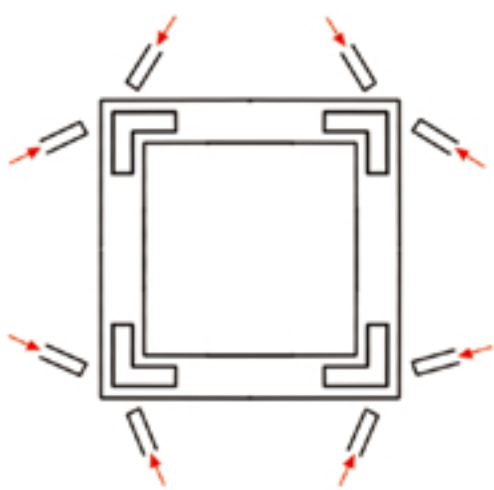
CNC Four Head Corner Crimping Production Line

[性能特点]

- 适用于铝门窗四个角同步高效的组角加工。
- 平稳快速的流水线作业模式，可自动传输窗体进行连续组角加工。
- 创新的上压紧及水平辅助装置可靠的约束型材，防止窗体组角时扭曲错位，保证组角精度。
- 隐藏升降式定位块，既满足对型材进行可靠的定位，又方便窗体的进出。
- 创新的外定位设计，可满足框料、扇料等多种型材的组角加工。
- 通过伺服系统的力矩监控功能，实现四角自动预紧，确保了组角精度。
- 采用施耐德控制系统，保证设备运行稳定可靠。
- 标准 WINDOWS 系统工控机，安装自主研发的控制软件，支持组角数据的多种形式导入。
- 移动部分均采用高精度直线导轨副和滚珠丝杠副，运行平稳，保证组角精度。
- 根据型材定制的一体式组角刀，整体调换节省时间，加工效率更高。
- 可选配条码打印机，组建 E-Work 数字化工厂系统。

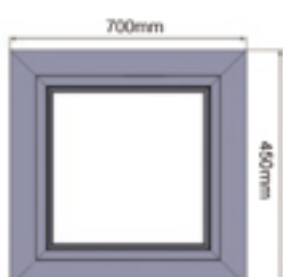
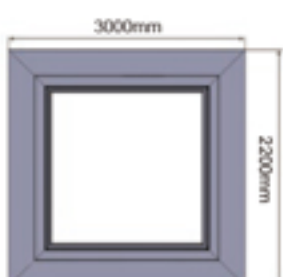
[Product Features]

- Suitable for four head corner crimping of aluminum doors and windows.
- Automatic feeders can feed window frame for crimping continuously and automatically.
- Innovative upper compaction and horizontal auxiliary device to press profile stably.
- Avoid corner misalignment and ensure accuracy.
- Hidden lifting type positioning block, not only to meet the reliable positioning of the profile, but also to easy to take in/out profile.
- Innovative external positioning design to meet different corner crimping demands, such as frame, sash and other profiles.
- Through monitor control functions of servo system to realize auto-press four corners. Increase the processing precision.
- Schneider control system to ensure machine work stable and reliable.
- It adopts windows system industrial control computer and install independent research and development of control software, support for the import of a variety of forms of corner data.
- It adopts high-precision linear guide rail and ball screw to ensure smooth working and angle precision.
- It adopts integral type crimping cutter according to the profile of custom made.
- Optional: bar code printer for setting up E-works digital factory system.



组框最大尺寸
Max. from dimension

组框最小尺寸
Min. from dimension



☑ 技术参数 Technical Parameters

输入电压	Input voltage	380V 50Hz
工作气压	Air pressure	0.6-0.8MPa
最大组框范围	Max frame dimension	2200 × 3000mm
最小组框范围	Min frame dimension	700 × 450mm
额定油压	Rating oil pressure	15MPa
成型窗对角线长度尺寸误差	Diagonal line length error of finished product	≤1mm
对接缝隙精度	Connection seam error	≤0.15mm
外形尺寸	Contour dimension	11500 × 3000 × 1300mm
重量	Weight	3000kg